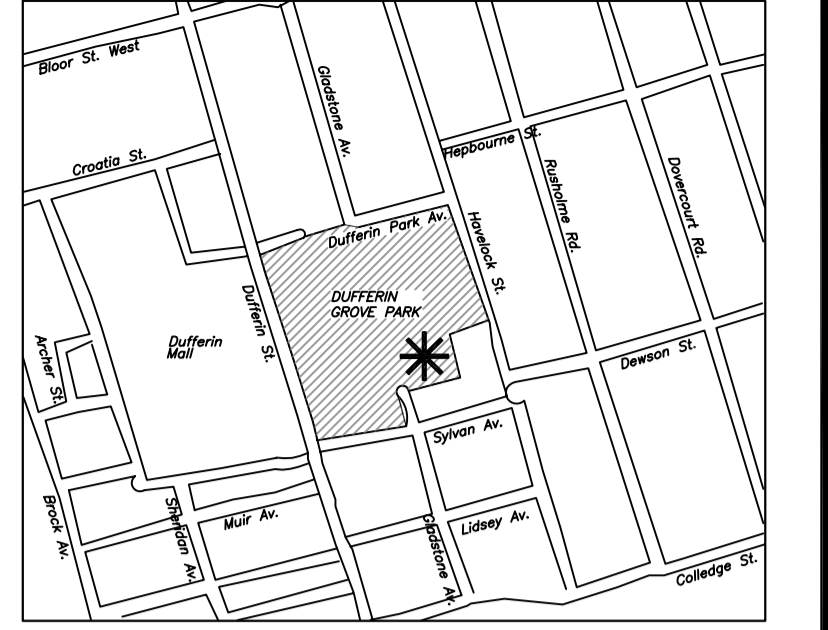
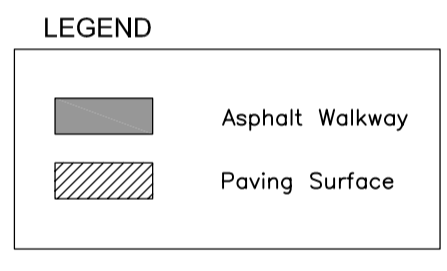


1 LAYOUT DEVELOPMENT PLAN
1:200

- 3** L-3 Proposed 1800mm Wide Asphalt Walkway Connection To Street
- 4** L-3 Proposed Armoured Stone Seatwall 450mm ht. Use 900x600x450mm ht. Cut Boulders. Alt: Red-Rock Precast Concrete Segmented Retaining Wall Blocks
- 2** L-2 Proposed drinking fountain (Optional shower)
- 4** L-3 3000x3000mm Concrete Shower Floor
- 4** L-3 Proposed Precast Concrete Unit Paver Surfacing
- 4** L-3 #100mm Cast Iron Floor Drainage Pipe from Shower to Mechanical Pit
- Relocated Position of Chess Table
- Existing Light Fixtures(4) To Be Replaced (Heads Only)
- 2500x1500 mm Conc. Pad for Bench



CONTEXT PLAN N.T.S.

(Rev.)	No.	Description	Date
	4.	Issued for Tender	29.OCT.07
	3.	Revised per Client's Instructions	29.OCT.07
	2.	Revised & Issued for Client Review	14.SEP.07
	1.	Issued for Client Review	17.AUG.07

ISSUANCE / REVISIONS:

Site Planning - Landscape Architecture - Urban Design

mep design inc.
tel: 416 781 9205
fax: 416 781 6085
18 Hook Avenue - Suite 201
Toronto, Canada M6P 1T4
studio@mep-design.com
www.mep-design.com

PROJECT NAME:
Dufferin Grove Park
Wading Pool Reconstruction
Dufferin St. & Sylvan Ave.
Toronto

CLIENT:



Tel.
Fax.

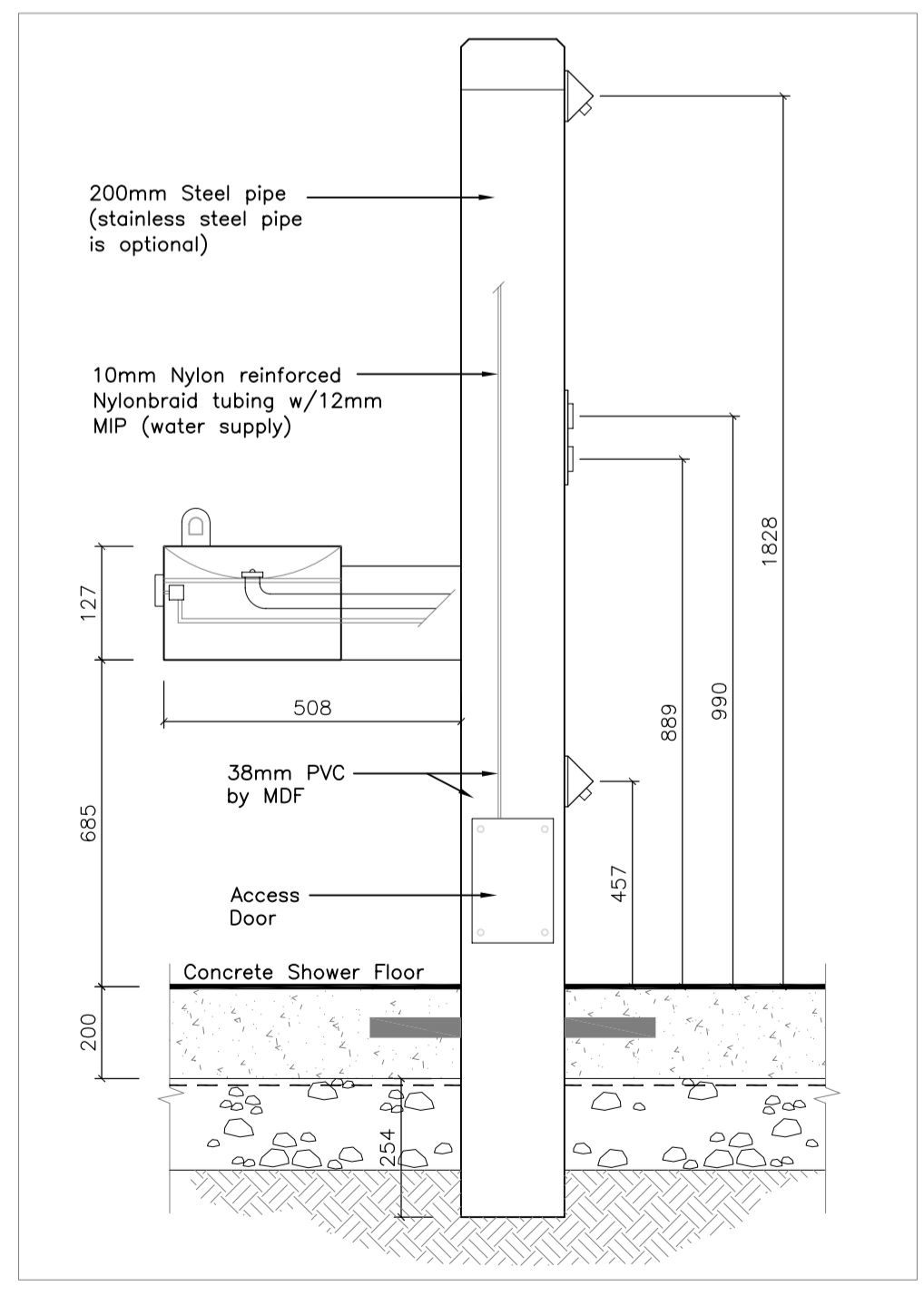
DRAWING TITLE:
LAYOUT PLAN & CONSTRUCTION DETAILS

Project Bearing: **N**
Professional Seal: **ONARIO ASSOCIATION OF LANDSCAPE ARCHITECTS**
MICHAEL E. PRESUTTI
MEMBER

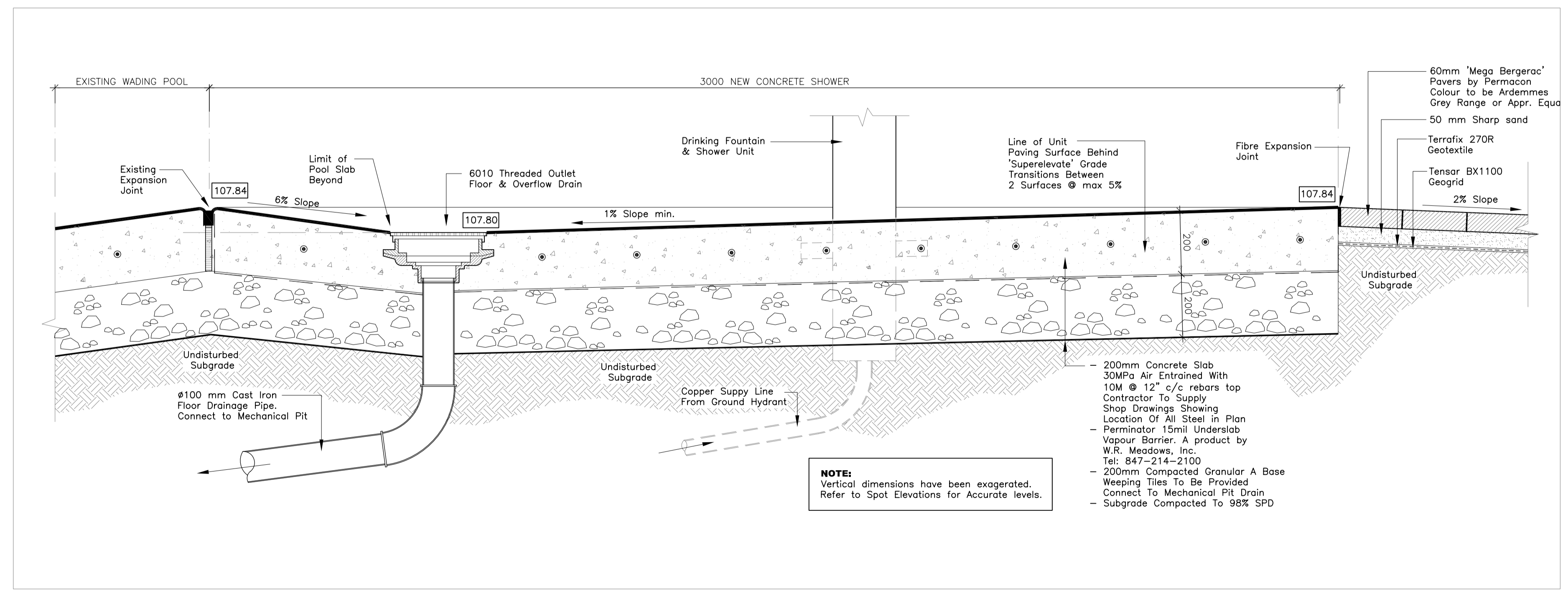
This drawing shall not be used for construction purposes unless the seal appearing hereon is signed and dated by the Landscape Architect.

Dwg. Scale: As Shown Plot Scale: 1=1
Drawn By: W.Y. File Name: 213-L-02.dwg
Checked By: M.P. Project Number: 213

Drawing Number: **L-2** Sheet Number: 2 of 3



2 FOUNTAIN DETAIL
N.T.S.



3 SECTION 2-2
1:10

NOTE:
Vertical dimensions have been exaggerated.
Refer to Spot Elevations for Accurate levels.